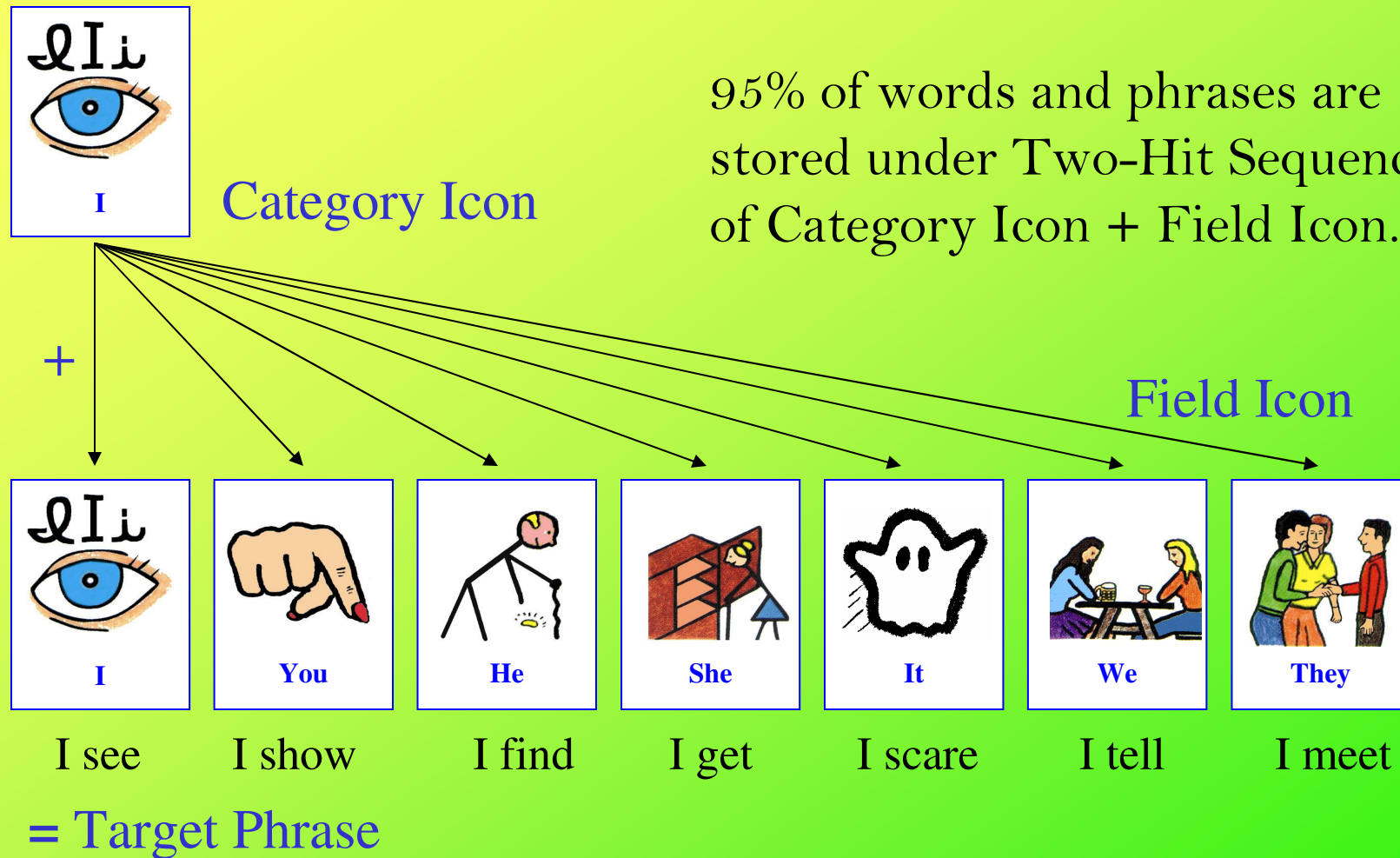


LLL ‘File Paths’

**Slide layout based on
Minspeak Study Day UK 2003
Slideshow, and on the
‘Ring Middle’ resource format**

LLL 'File Paths'

95% of words and phrases are stored under Two-Hit Sequences of Category Icon + Field Icon.



'Name + I' Pronouns






'Name' accesses the Subjective Pronouns (and other Nouns).



Category Icon

+

Field Icon



I

You

He

She

It

We

They

= Target Word

'Elf + I' Pronouns




Category Icon

Elf accesses Mine, Yours etc., the Verb 'Were',

+


Field Icon




Mine




Yours



His




Hers



Its



Ours



Theirs

= Target Word

'I + Elf' Pronouns


I, You, He, She, It, We or They
+ Elf access the 'Self' Pronouns
with 'Elf' on the end.



Field Icon

+


Category Icon




Myself




Yourself



Himself




Herself



Itself



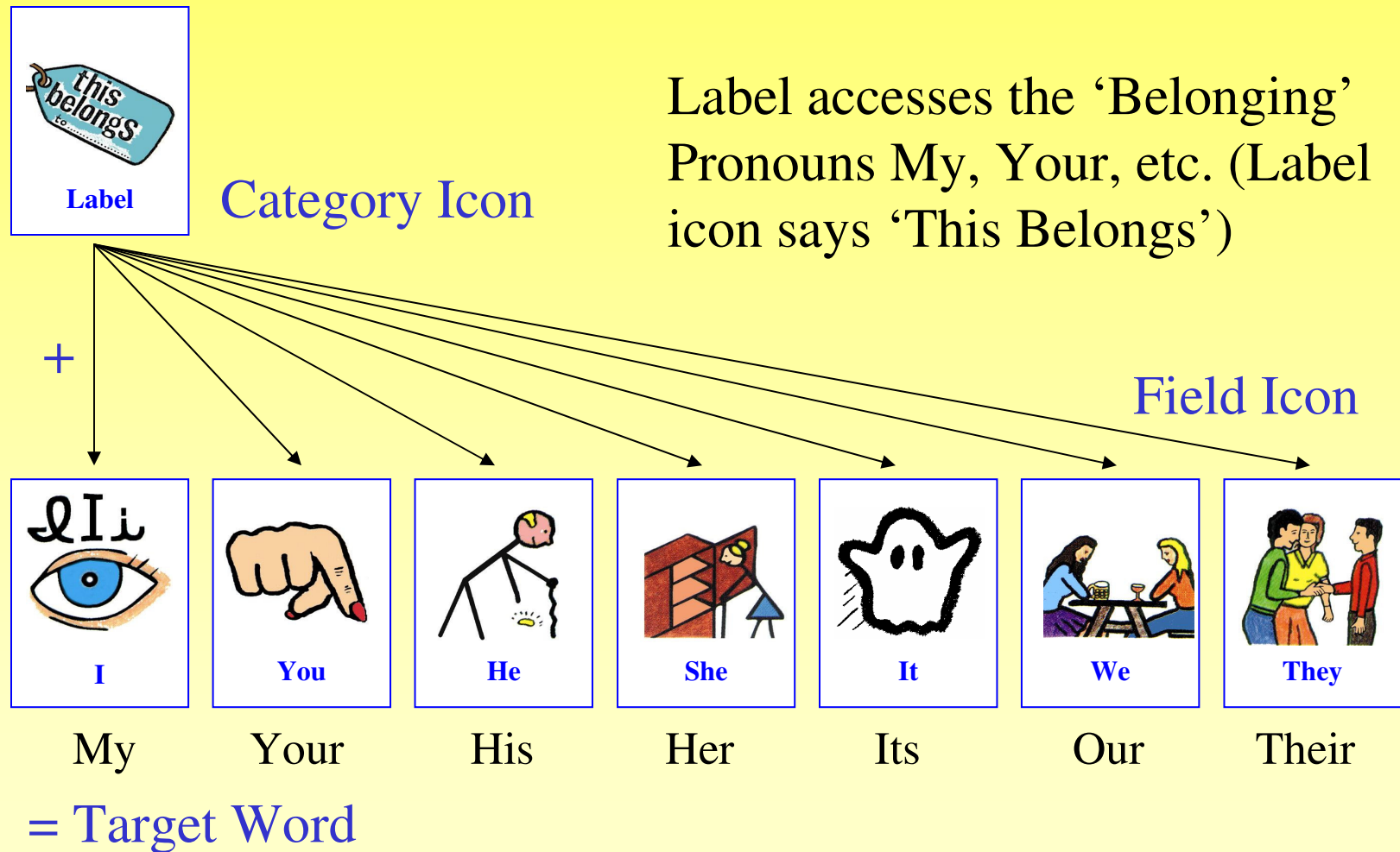
Ourselves



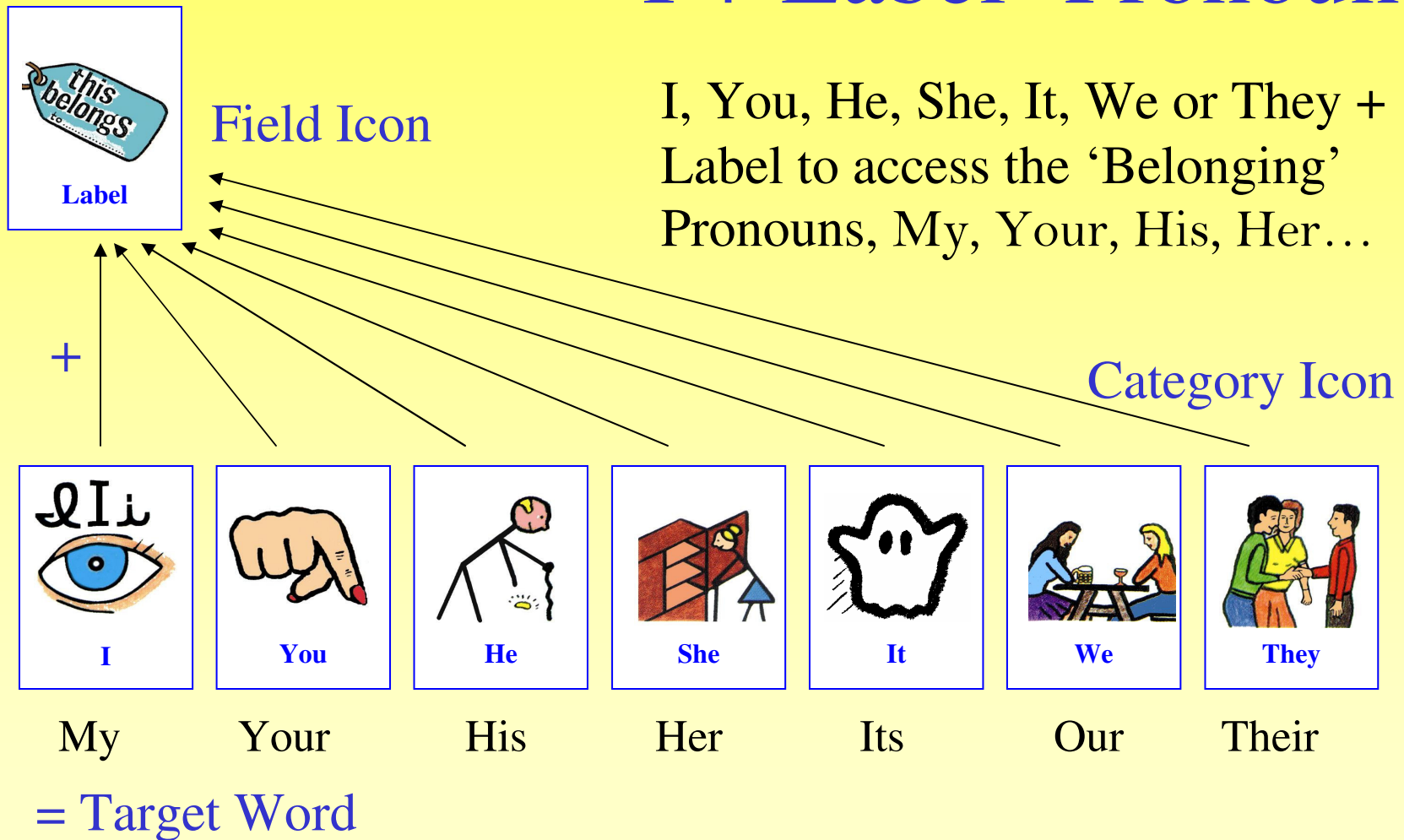
Themselves

= Target Word


'Label + I' Pronouns



'I + Label' Pronouns



Verb Tenses




Category Icon

Sheep accesses Root Verbs, or you could say Root Verbs are stored in the Sheep 'Folder'.

+

Field Icon




see




show



find




get



scare



tell



meet

= Target Word

The Verb 'Be'



Category Icon

'Be' is in a folder on its own because 'To Be' has more forms than other verbs, and so that the same Field Icon 'Bee' can be used for each instance.



+ Field Icon

= Target Word

be

The Verb 'Were'



Category Icon

Likewise 'Were' is in a folder on its own so that 'Bee' can be used to label it, 'Was' being the default past tense form of 'To Be' that resides in the 'Big Ed' folder.

On Michael's Pathfinder we use 'Elf' to prefix a Category Icon + Field Icon sequence to store a 3rd Channel of Verbs and Adjectives



+ Field Icon

= Target Word

were

Verb + S





Category Icon

Label accesses 3rd person singular verbs, which often end with 'S'.

+

Field Icon



lets

has

does

wills


is

goes

knows

= Target Word

Verb + ED






Category Icon

Big Ed accesses past tense verbs, that often end with 'ED'.

+

Field Icon



let

had

did

willed


was

would

could

= Target Word

Verb + ING





Category Icon

Swing accesses verbs with 'ING' on the end.

+

Field Icon



letting

having

doing

willing


being

going

knowing

= Target Word

Verb + N




Category Icon

Ben accesses verbs that have already happened, and is the Field Icon (label) for the verb 'Happen'

+

Field Icon




I

seen



You

shown



Ring

done




Girls

given



Bee

been



Cactus

gone



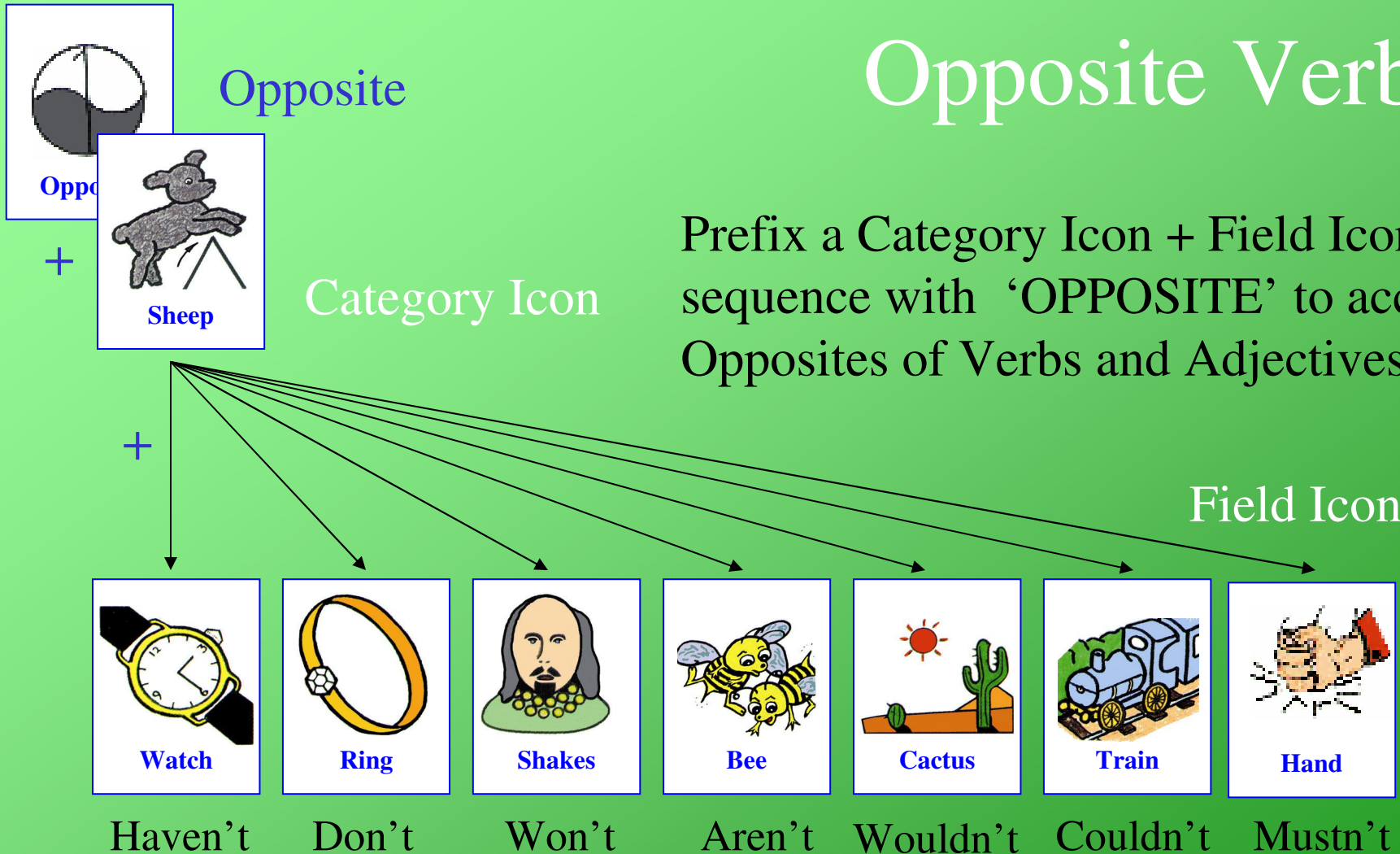
Big Ed

known

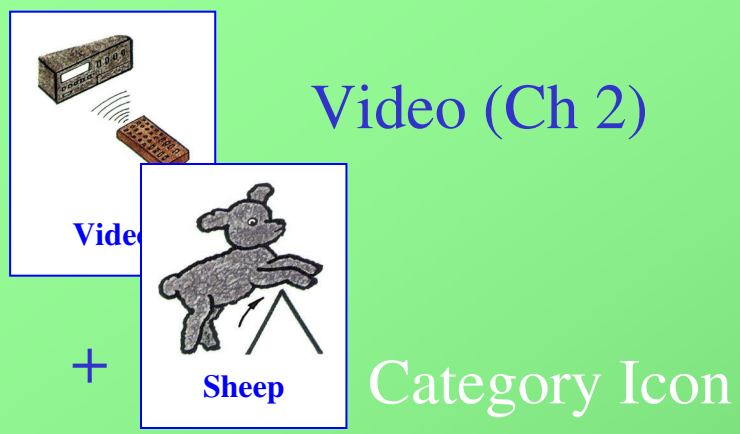
= Target Word

Opposite Verbs

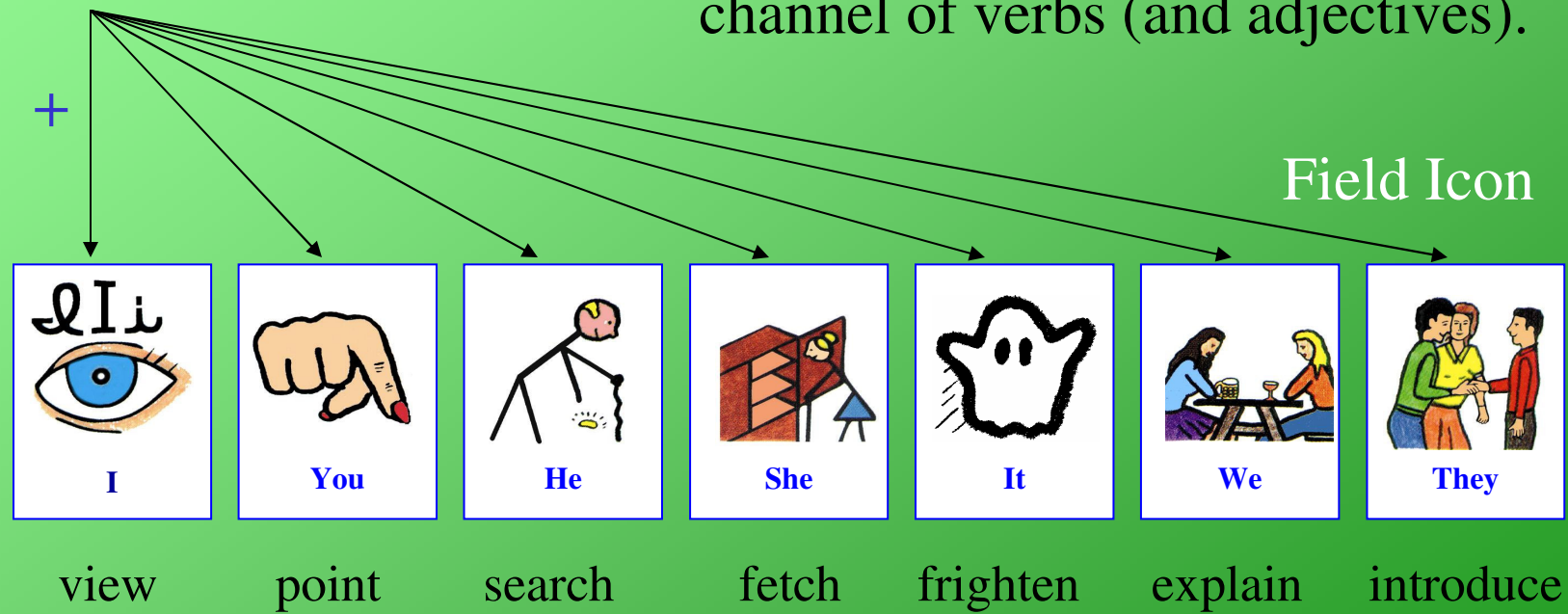
Prefix a Category Icon + Field Icon sequence with 'OPPOSITE' to access Opposites of Verbs and Adjectives.







'Channel 2' Verbs






Prefix a Category Icon + Field Icon sequence with 'Video' to access a 2nd channel of verbs (and adjectives).



Pronoun / Verb Phrases



A Pronoun Icon + Any Other Icon accesses a Telling Phrase
 e.g. I, You, He, She, It, We or They +



Go
Goes

Say
Says

Think
Thinks

See
Sees

Know
Knows

Can

Need
Needs

Telling Phrases



Category Icon

I, You, He, She, It, We or They +
Any Other Icon accesses a Telling
Phrase.


+

Field Icon




You have

= Target Phrase




You do




You will



You are



You
would



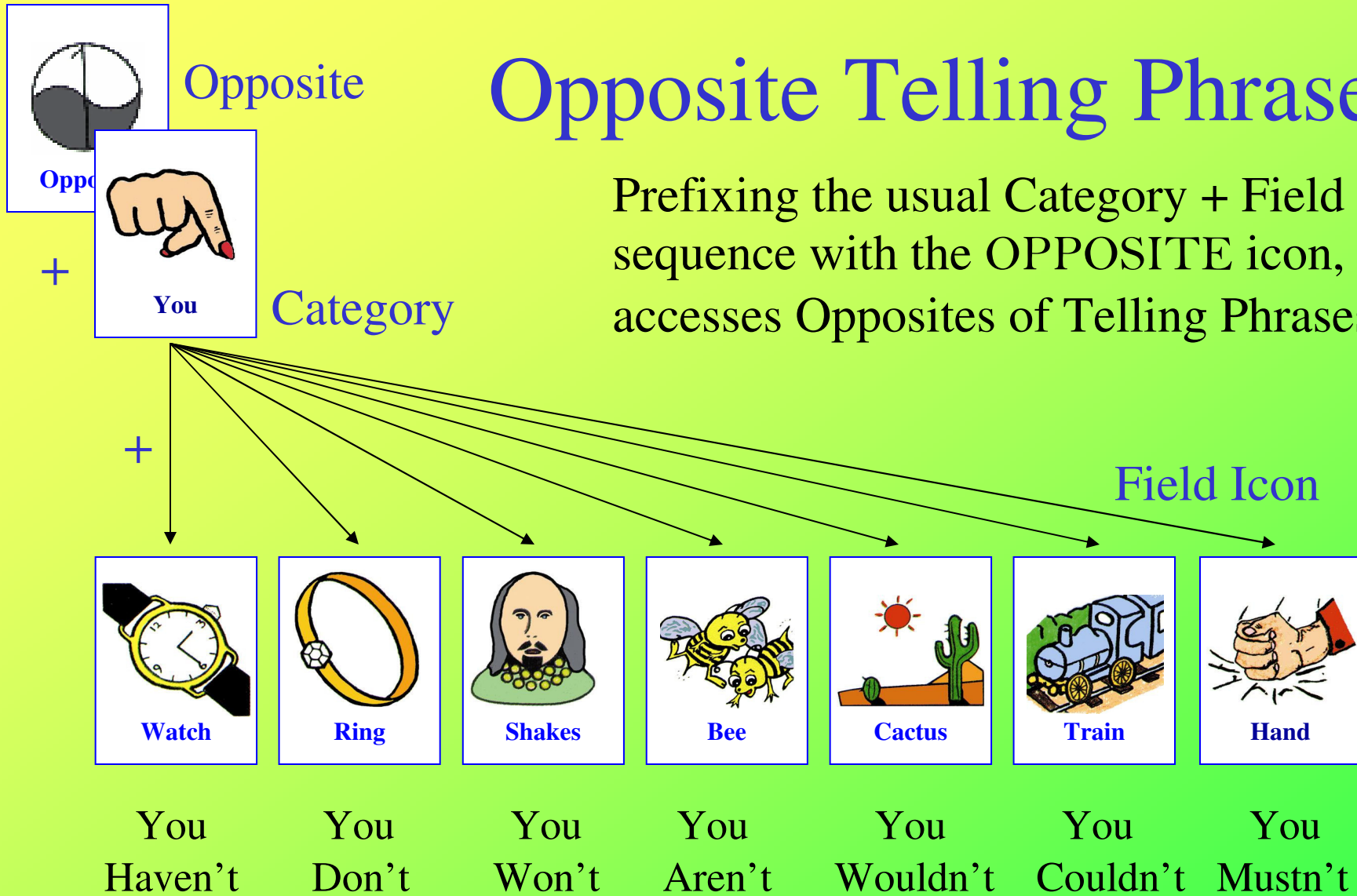
You
could



You
must

Opposite Telling Phrases

Prefixing the usual Category + Field sequence with the OPPOSITE icon, accesses Opposites of Telling Phrases.



Asking Phrases




The 12 Verbs in Row 4, Cells B - M, access the Asking Phrases.



Field Icon

+

Category Icon



Have You? Do You?
= Target Phrase

Will
You?

Are
You?

Would
You?

Could
You?

Must
You?

I + Past Tense Phrases






Category Icon

Bear accesses past phrases that start with 'I', and also adds 'Have' to some 'Row 4' phrases where present and past forms would have been the same.

+

Field Icon



I let

I had

I did

I will
have


I was

I would
have

I could
have

= Target Phrase

To + Verb Phrases



Category Icon

To + **To** = 'To'.

'To' + Any Other Icon accesses a 'To + Verb' phrase (Infinitive).

Field Icon

+




Kite

to let




Watch

to have



Ring

to do




Shakes

to will



Bee

to be



Car

to go



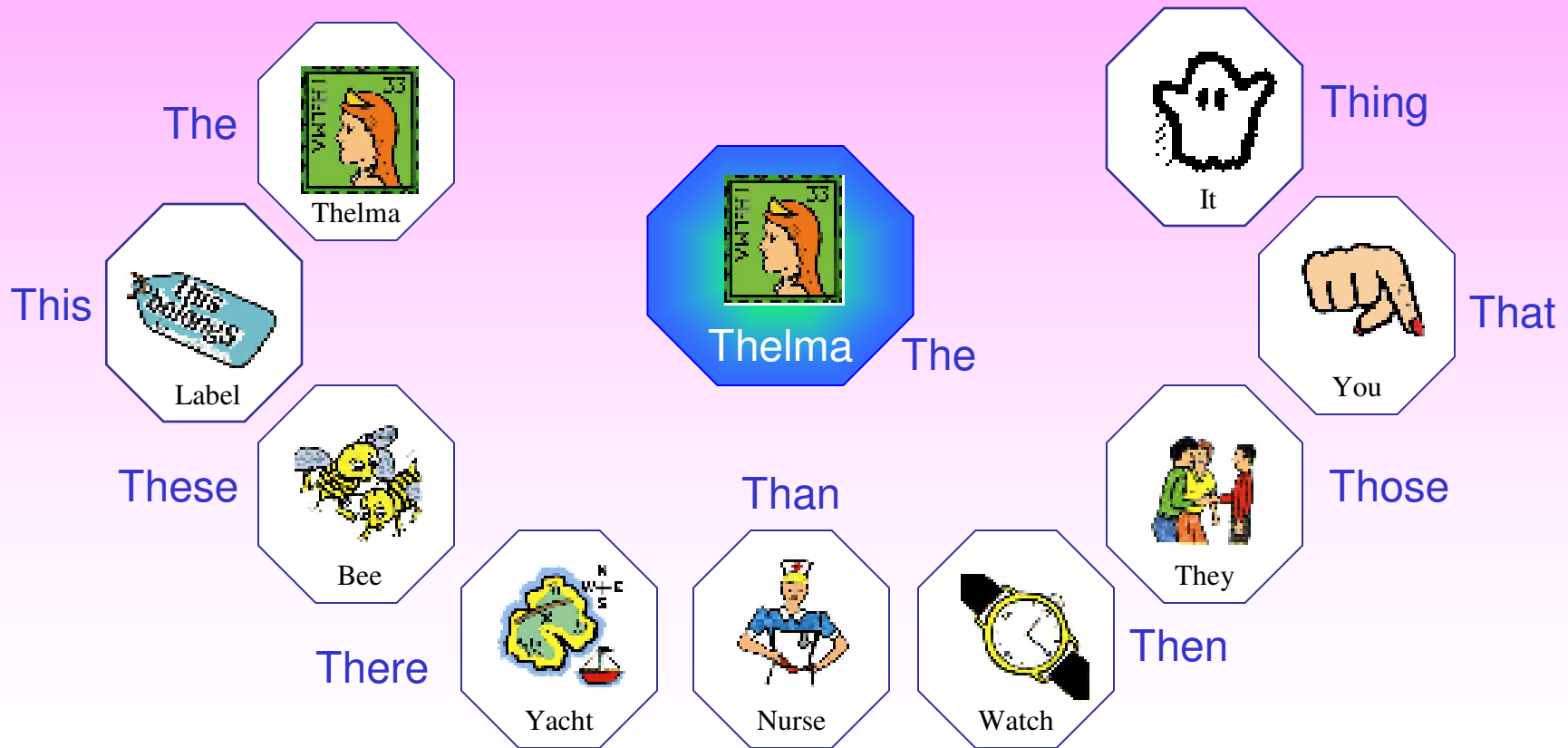
Girls

to give

= Target Phrase

Th

Thelma Words




Witch Words



No
Every
Some
Any

No- Every- Some- Any-



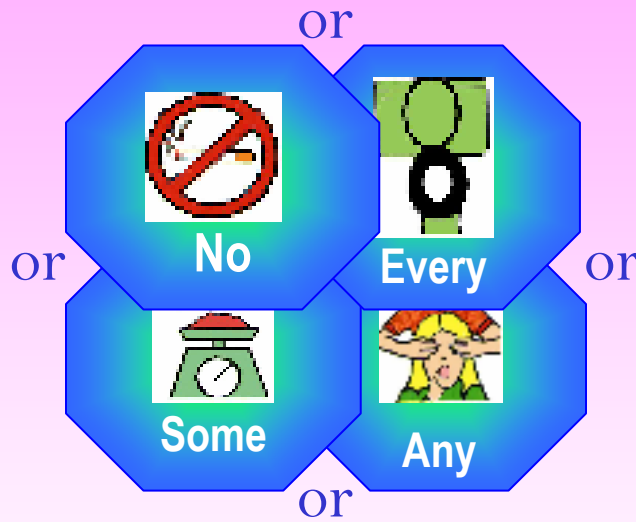
-way



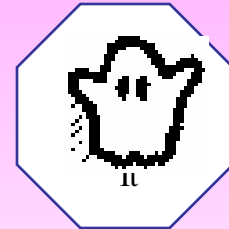
-time



-one



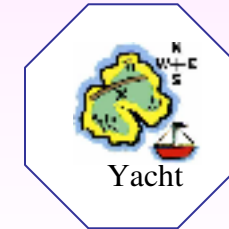
-thing



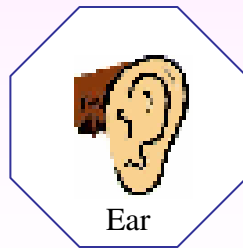
-more



-where




-body



-how


No- Words



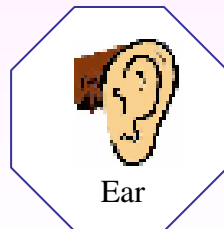
No way




No time




No one



Nobody




No



No thank you



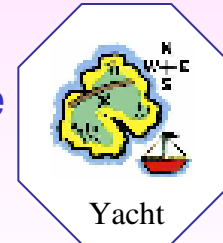
Bible



Nothing



No more




Nowhere

No good

Every- Words



Some- Words



Some way

Something




Some time



Some

Some more




Someone

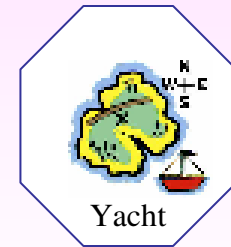
Somewhere



Some day



Somehow



Somebody



Any- Words

Guess

Anyway

You

Anytime

Watch

Anyone

Shakes

Anybody

Ear

Any day

Morning

Any

Teacher

Anything

It

Any more

Cups

Anywhere

Yacht

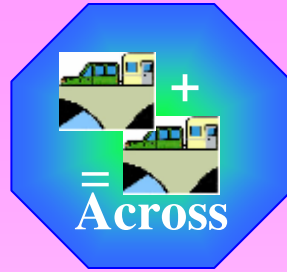
Anyhow

Angel Words



Bridge Words, page 1

page 1



For

Of



From


Through



Label



Cups



Nut Bolt



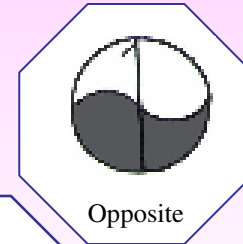
Across

Around



Ring

About




Opposite



Dance

With



Judge

Because




Gamble

If



Witch

Or

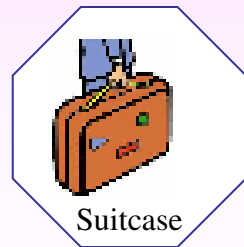

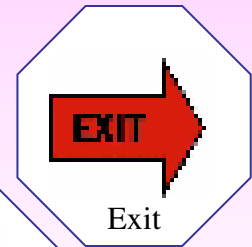
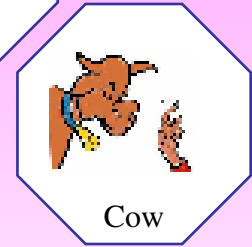
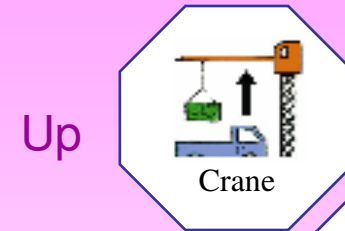




Flowers

But

Bridge Words, page 2


page 2



Down

Bridge Words, page 3


page 3



Far




Above



Top



Under



Upstairs



In



On



Inside



Front



Before

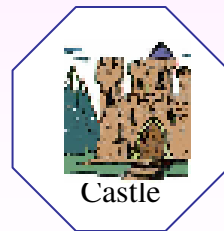


Moon

During

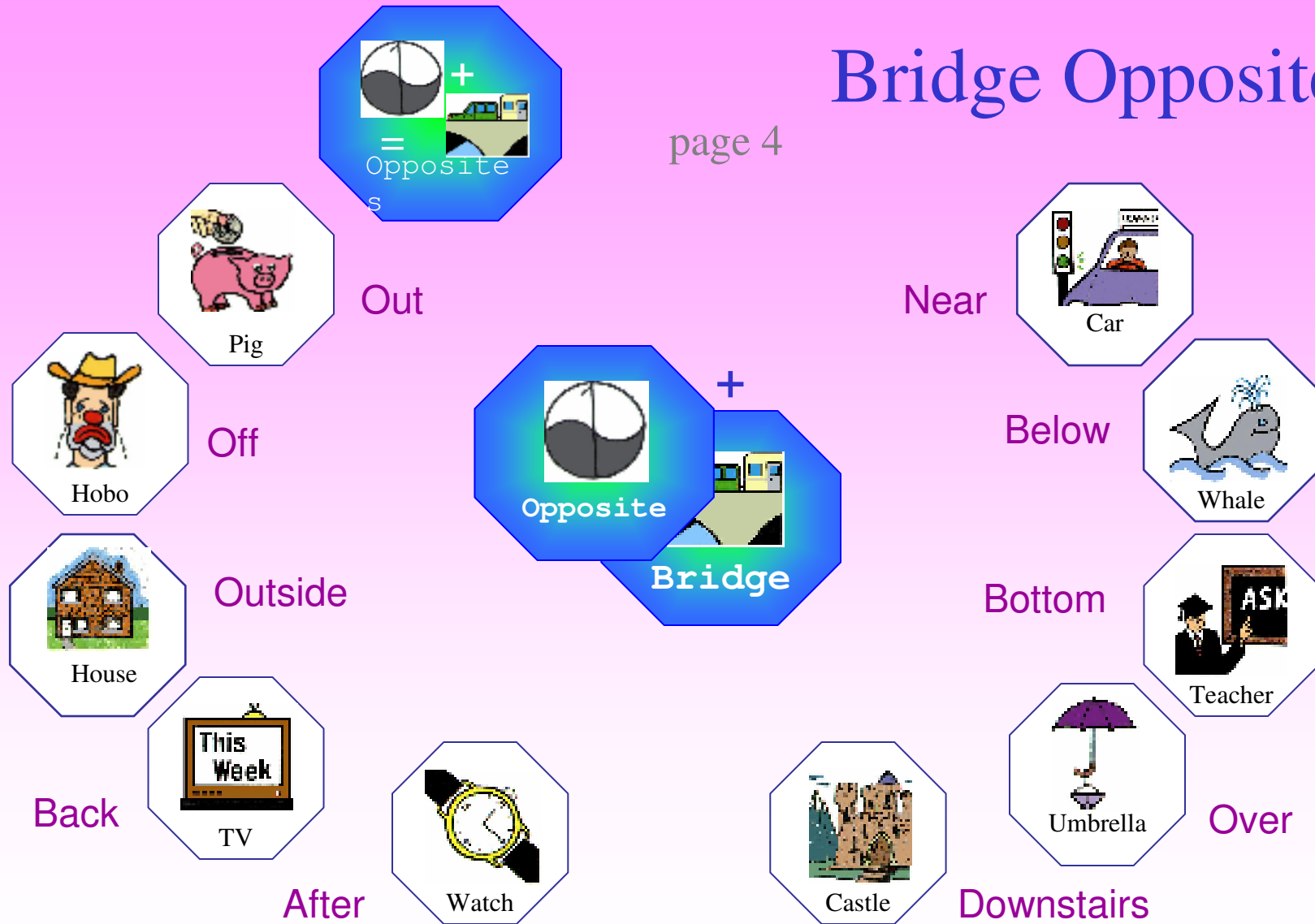


Castle




Bridge Opposites


page 4



Watch Words



Morning



Afternoon



Today



Now

Never

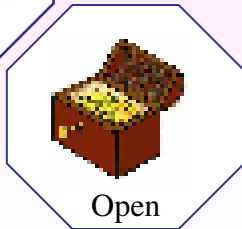


Night

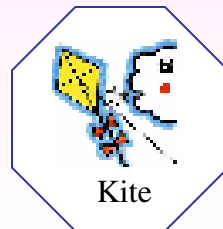
While



O'clock



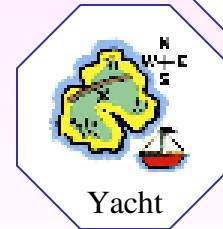
Yesterday



Today



Tomorrow



Yet

Bricks Words, page 1

page 1

And

Bricks

And

Shakes

1

Bee

2

Police

Enough

Start

Lizzy

Middle

Bottom

Till

Much

TV

NoSmoke

Toilet

All

None

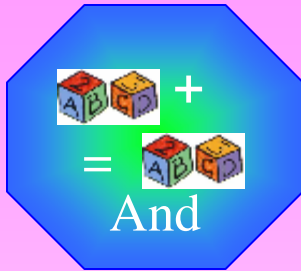
Again

Bricks

And

Bricks Words, page 2


page 2




quarter




half



(Opposite + Bricks + Bolt) Whole



(Opposite + Bricks + Win) Odd

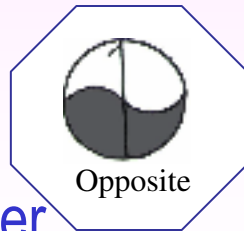


Part


Even




Piece



Other



Another

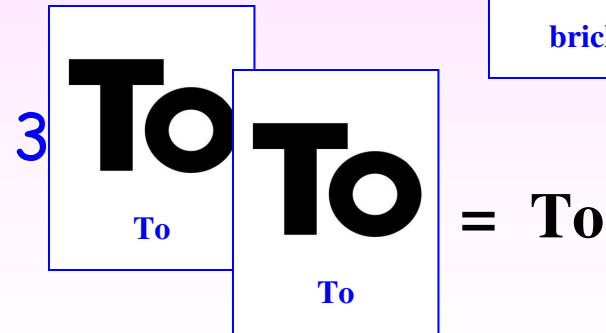
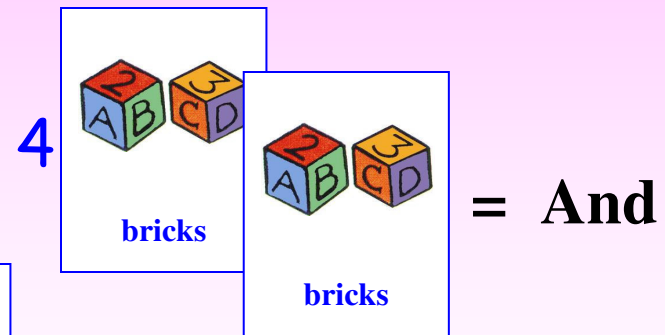


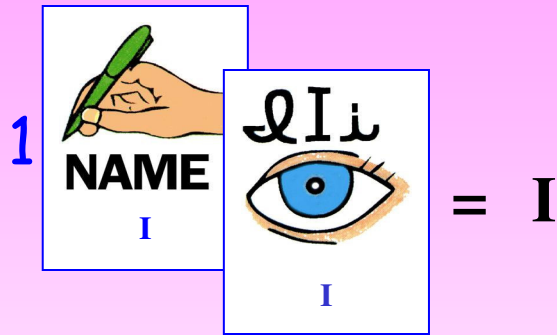


Both



Else

Top Five Words



End

terryjohnmick@yahoo.co.uk

AAC Links:

www.isaac-online.org

www.communicationmatters.org.uk

www.1voice.info

www.aac institute.org

<http://www.aac institute.org/Resources/ParentsCorner/intro.html>

www.liberator.co.uk

<http://www.prentkeromich.co.uk>